

OSRAM Horticulture Starboards

Industry Leading High Powered LED Starboards

Data Sheet

Version 1.0

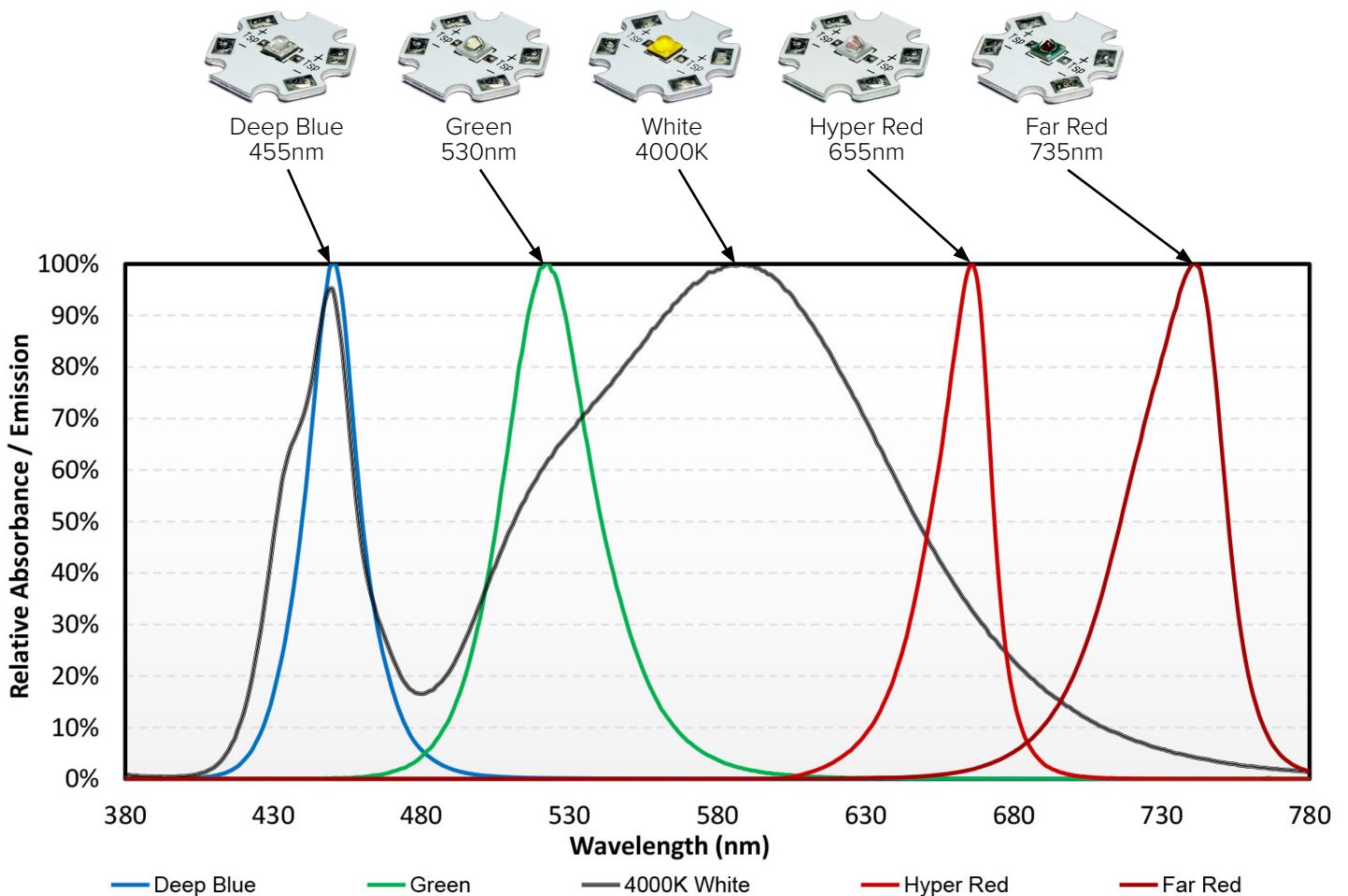
Lean & Fast

- Industry leading efficiency across the spectrum of high power color and white LEDs
- Horticulture LEDs specifically selected for the highest performance at a given color
- Light output and efficiency evaluated at elevated drive current and temperature
- Specific wavelengths targeted within the PAR range for optimized plant growth
- Create multiple spectral configurations quickly and easily

Made Smarter






Ideal for horticulture lighting applications, the NewEnergy starboards, built with high power white and color LED technology, deliver high efficacy across the PAR range. Specifically selected from a portfolio of color options for various stages of plant growth, including white light to achieve a similar outcome to natural sunlight. The variety of color options and easy set-up allow for flexibility, quick adjustments to support different growth phases, rapid prototyping and sampling of the latest LEDs in an easy to use footprint.

Spectral Power Distribution



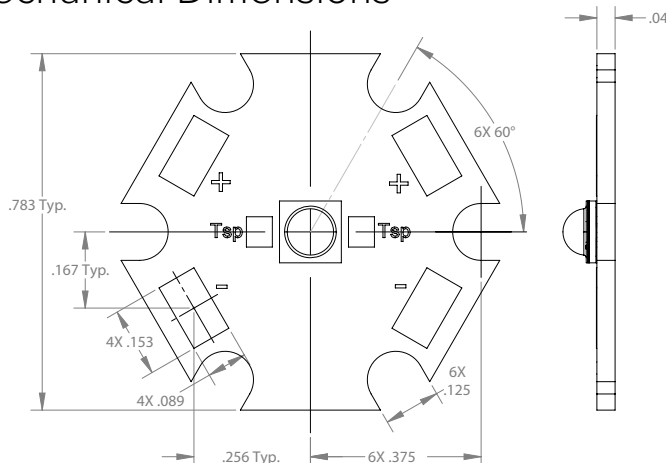
Osram Horticulture Starboards

Product Selection Guide

Color	Part Number	Description	Beam Angle	Peak Wave length	Vf	Flux (mW)	uMol/s	uMol/J	uMol/s	uMol/J
					@ 350mA, Tj 25C				@700mA, Tj 85C	
 Deep Blue 455nm	LST1-01F06-RYL1-00	Starboard, Osram OSOLON SSL 120, Deep Blue	120°	455nm	2.85	687	2.60	2.60	4.20	2.10
 Green 530nm	LST1-01F06-GRN1-00	Starboard, Osram OSOLON SSL 120, Green	120°	530nm	3.20	281	1.22	1.09	1.73	0.77
 White 4000K	LST1-01F06-4070-00	Starboard, Osram OSOLON Square, 4000K / 70CRI	120°	n/a	3.00	516	2.34	2.39	4.10	2.09
 Hyper Red 655nm	LST1-01F06-PRD1-00	Starboard, Osram OSOLON SSL 120, Hyper Red	120°	655nm	2.15	450	2.47	3.29	4.35	2.68
 Far Red 735nm	LST1-01F06-FRD1-00	Starboard, Osram OSOLON SSL 120, Far Red	120°	735nm	1.85	282	1.60	2.48	2.70	1.98

All values shown above are typical.
Do not look into the light emitting from these LEDs as it is harmful to the human eye.
Eye injury may result. Use skin and eye protection as necessary.
Other beam angles and colors available upon request

Mechanical Dimensions



About NewEnergy

NewEnergy is a fully integrated, global manufacturer for the lighting, automotive and medical industries. Through 30 years of manufacturing experience and state-of-the-art facilities, the company offers leading solid state lighting components and modules. The NC-based office provides quick engineering & sales support with an R&D lab to provide prototype development and custom solutions. Visit new-energyllc.com for more information.